




ERJU SYSTEM PILLAR

TCCS - Data Model_00_Guide



TCCS - Data Model_00_Guide

| | |
|------------------|---|
| Author(s) | Benedikt Wenzel |
| Abstract | The document gives guidance for CCS/TMS Data Model specified by SP TCCS SD1 |
| Config Item | |
| Document ID | CCS_TMS Data Model/TCCS - Data Model_00_Guide#712601  TCCS - Data Model_00_Guide |
| Classification | Public |
| Status | In Review by System Pillar |
| Version | 1.2 |
| Revision | 712601 |
| Last Change Date | 23.09.2025 |
| Copyright | Brussels: Europe's Rail Joint Undertaking, 2025 |

© Europe's Rail Joint Undertaking, 2025

This document is drafted by and belongs to EU Rail.

EU Rail encourages the distribution and re-use of this document, the technical specifications and the information it contains. EU Rail holds several intellectual property rights, such as copyright and trade mark rights, which need to be considered when this document is used.

EU Rail authorizes you to re-publish, re-use, copy and store this document without changing it, provided that you indicate its source and include the following: EU Rail trade mark, title of the document, year of publication, version of document.

EU Rail makes no representation or warranty as to the accuracy or completeness of the

information contained within these documents. EU Rail shall have no liability to any party as a result of the use of the information contained herein. EU Rail will have no liability whatsoever for any indirect or consequential loss or damage, and any such liability is expressly excluded.

You may study, research, implement, adapt, improve and otherwise use the information, the content and the models in the this document for your own purposes. If you decide to publish or disclose any adapted, modified or improved version of this document, any amended implementation or derivative work, then you must indicate that you have modified this document, with a reference to the document name and the terms of use of this document. You may not use EU Rail's trade marks or name in any way that may state or suggest, directly or indirectly, that EU Rail is the author of your adaptations.

EU Rail cannot be held responsible for your product, even if you have used this document and its content. It is your responsibility to verify the quality, completeness and the accuracy of the information you use, for your own purposes.

This work is currently a work in progress. The content presented is subject to change as it undergoes further review, refinement, and development. Please do not consider this version as final or authoritative.

INFO: History table is not displayed, because this document is in status **doc_contentApproval**.

RULE: History table is not displayed, in statuses: { draft doc_open doc_inprogress doc_contentApproval doc_contentDecision }

CONTACT: For more information contact Administrator

DRAFT

1 Table of Contents

| | | |
|-----|---------------------------------------|----|
| 1 | Table of Contents | 4 |
| 2 | Terms | 4 |
| 3 | Motivation for CCS/TMS Data Modelling | 4 |
| 4 | CCS/TMS in Extended ERA Ontology | 5 |
| 5 | Development History and Next Steps | 7 |
| 6 | Structure of CCS/TMS Model | 13 |
| 7 | Application of the Data Model | 14 |
| 7.1 | Identification & Referencing Objects | 14 |
| 7.2 | Referencing between split objects | 15 |
| 8 | Modelling Methodolgy | 16 |


2 Terms

CCS/TMS Extended ERA Ontology (CCS/TMS Data Model)

The CCS/TMS Extended ERA Ontology and its derived CCS/TMS Data Model defines the harmonised data language for configuration, communication and diagnostics interfaces within ERJU System Pillar architecture. The Transversal CCS domain is responsible for the specification of the CCS/TMS Data Model in collaboration with

- the System Pillar domains, which apply the defined data structures in interface specifications
- the Innovation Pillar, which proves the applicability of the data model by incorporating it into flagship program demonstrators.

3 Motivation for CCS/TMS Data Modelling

SPT2TS-2037 - A harmonised digital CCS/TMS system requires a shared data language applied at all relevant interfaces with similar exchange items. Furthermore, it requires comprehensive configuration data for implementing systems according to the System Pillar architecture (i.e. radio-based ETCS only). With the  **SPT2TS-2040 - CCS/TMS Extended ERA Ontology (CCS/TMS Data Model)**, the System Pillar provides a data structure for standardised engineering and aligns a data structure for standardised interface specifications within CCS, including CCS-TMS. This data structure shall be suitable across all relevant use cases of the System Pillar and Innovation Pillar, such as engineering and communication for traffic control or automated train operation.

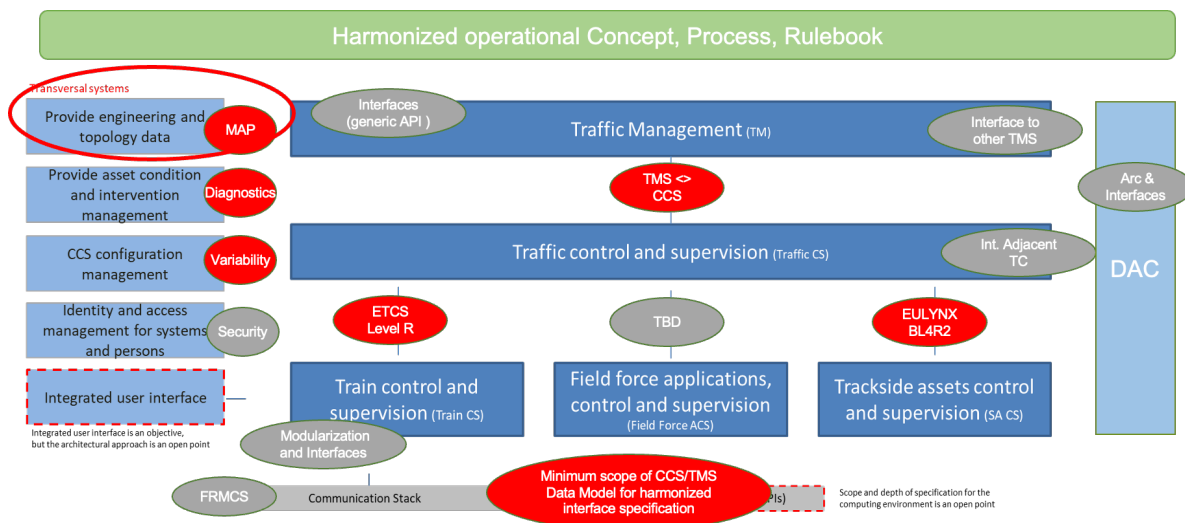



Figure 1 Interfaces between domains and minimum scope of CCS/TMS data model

The Data Model and interface specification must be comprehensive for SERA and therefore sufficiently detailed (not on a high conceptual level), at least on the Functional Interface Specifications (FIS) level within the System Pillar architecture. The development must be according to SEMP. The modelling approach is selected to support these goals.

While the TCCS domain is located in Task 2 of the System Pillar, it offers the inclusion of other tasks with the same and consistently applied CCS/TMS Data Model, as it is already applied for the interface between Task 2 and Task 3 TM (see "TMS <-> CCS" in the figure above).

[ Open]

For more details, see *SPT2TS/30 SD1 Deliverables/TCCS SD1 - Scope and Approach for Collaboration and Specification* : 712601.

4 CCS/TMS in Extended ERA Ontology

SPT2TS-2052 - The CCS/TMS data language will be the base at least for ERJU specifications for communication interfaces, diagnostics and configuration. The CCS/TMS model specification is highly integrated into the System Pillar system engineering tool chain (Capella, Polarion,...). Furthermore, the integration into the [ERA Vocabulary](#) as CCS/TMS extension is decided and performed for the purpose of legislation, long-term maintenance and semantical linking to further data models. Besides reusing semantic definitions and obtaining consistent use of terms within the railway domain, this approach also offers the possibility to benefit from existing links of other data models, which already are or will be connected with ERA vocabulary.

As a result of the integration, all further developments in the System Pillar regarding data models are reflected in ERA vocabulary. Official releases of the data model will always be derived from ERA vocabulary by an automatized process, as shown by the following process overview:

Continuous use of ERA Ontology for extraction of CCS/ TMS Data Model as projects (use cases) need specific model

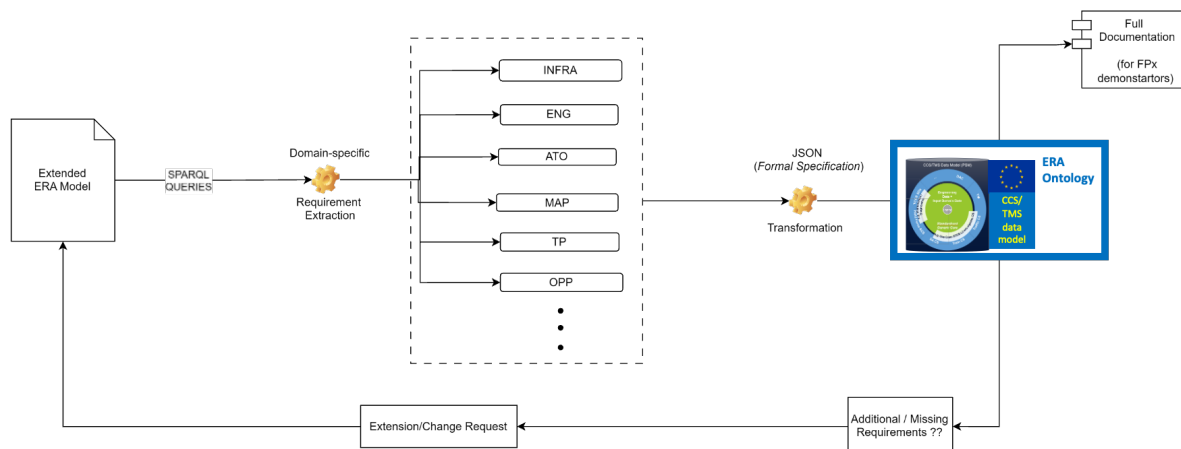



Figure 2 CCS/TMS Data Model derived from ERA Vocabulary to serve interface specification and demonstration needs

To support the specification process, the representation of the CCS/TMS data model in the toolchain of System Pillar (Polarion and Capella) is maintained by an automated toolchain, which keeps the integrity/consistency to ERA vocabulary.

[ Open]

SPT2TS-130685 - The **Extended ERA Ontology** is publicly accessible via the following GitLab repository:

https://gitlab.com/era-europa-eu/public/interoperable-data-programme/era-ontology/era-ontology/-/tree/ext-ccstms?ref_type=heads [ Open]


SPT2TS-130683 - The Extended ERA Ontology was developed to unify and operationalize two complementary perspectives of the European railway system:


- The ERA RINF model, which offers a meso-level abstraction of railway infrastructure, emphasizing interoperability and regulatory compliance.
- The CCS/TMS specifications, which demand micro-level granularity for specific safety, control, engineering, and monitoring use-cases among others.

[ Open]

SPT2TS-130684 - The primary purpose of the Extended Ontology is to:

- Enable semantic interoperability between diverse railway information systems.
- Bridge the abstraction gap between high-level regulatory data and low-level technical details.
- Facilitate data reuse and integration by providing a shared vocabulary and formal semantics.
- Allow targeted sub-ontology extraction via metadata-driven queries, reducing complexity and increasing relevance per use-case.
- Promote modular, standards-based development by leveraging existing ontologies (e.g., SKOS, Time Ontology, GeoSPARQL)











[ Open]
























For more details regarding the CCS/TMS Data Model as ERA Ontology Extension it is referred to  TCCS - Data Model_01_ERA Ontology Extension









5 Development History and Next Steps


SPT2TS-122465 - Revisions of CCS/TMS Extended ERA Ontology and CCS/TMS Data Model


In the following table, the revision history of the CCS/TMS modelling developments (first as standalone ERJU development, now integral part of ERA Ontology) is documented, containing details about the release notes and the review activities. The feedback for one release leads to improvements within the next iteration of the data model and its documentation. Also, schemas are added or extended to cover more use cases of ERJU System Pillar. Besides the history, the planned releases are listed to give an overview of the next steps.




| Data Model Version | Release Date | Release Notes | Publish and Review |
|--------------------|--------------|--|---|
| 0.1 | 31.03.2023 | <p>By the following documentation, we would like to inform you about the defined scope and mode of work of SP TCCS SD1, i.e. regarding the derived  SPT2TS-2040 - CCS/TMS Extended ERA Ontology (CCS/TMS Data Model) and the intended collaboration with the other domains/FAs:</p> <p>  TCCS SD1 - Scope and Approach for Collaboration and Specification</p> <p>Attachments:</p> <p>  TCCS SD1 - Data Model</p> <p>  TCCS SD1 - Data Model Schema</p> <p>We kindly ask you to take note and provide comments in Polarion (or exported word file).</p> <p>Some additional contexts regarding the  SPT2TS-2040 - CCS/TMS Extended ERA Ontology (CCS/TMS Data Model): The data model initially focuses on the first layers (topology, geometry) and shall demonstrate the SD1 approach in a practical way. This paves the way and defines a base for further extensions in collaboration with you. Besides just providing clarification about the scope and approach of SD1, we also encourage (i.e. the FAs) to give feedback based on their implementation experiences.</p> | <p>The release (Polarion, PDF, JSON) has been shared via email and presentation with:</p> <ul style="list-style-type: none"> • All System Pillar Domain Leads for further distribution to responsible domain members • Innovation Pillar FA1 (incl. CDM) • Innovation Pillar FA2 (WP27) <p>The documentation was used for general scope & approach alignment rather than detailed model content discussion. The received comments (written form, discussions) are used to improve the explanations and structure of documents.</p> |
| 0.2 | 05.07.2023 | <p>Version 0.2 of the  SPT2TS-2040 - CCS/TMS Extended ERA Ontology (CCS/TMS Data Model) has been updated with incoming needs from first use cases like ETCS, ATO, and Train Protection. In addition, the document structure has been modified to provide data model separation between different domains with sufficient linking between the domains.</p> <p>The  SPT2TS-2040 - CCS/TMS Extended ERA Ontology (CCS/TMS Data Model) version 0.2 contains the following set of documents:</p> | <p>The release (Polarion, PDF, JSON, XML) has been shared with:</p> <ul style="list-style-type: none"> • All System Pillar Domain Leads for further distribution to responsible domain members • Innovation Pillar FA1 (incl. CDM) • Innovation Pillar FA2 (i.e. WP27, WP13, WP44) <p>Amongst others, the release with extended model content was used</p> |

| Data Model Version | Release Date | Release Notes | Publish and Review |
|--------------------|--------------|--|--|
| | |   TCCS SD1 - Scope and Approach for Collaboration and Specification (for additional information)   TCCS SD1 - Data Model_00_Release Notes (this document)   TCCS SD1 - Data Model_01_Introduction   TCCS SD1 - Data Model_02_Schema   TCCS SD1 - Data Model_10_INFRA   TCCS SD1 - Data Model_11_ATO   TCCS SD1 - Data Model_11_ENG   TCCS SD1 - Data Model_11_TP We ask you to take note and provide comments in Polarion (or exported word file). | for the following collaborations: <ul style="list-style-type: none"> • Discussion and model improvement together with FA2 WP13 and WP27 experts regarding data model needs for Moving Block demonstrator (TP, INFRA schema) • Discussion of needs regarding the onboard system (e.g. localisation) data needs with FA2 WP27 experts (INFRA Schema) • Discussion with engineering and tool development experts regarding data and model needs, i.e. for ETCS, Interlocking, and Infrastructure; including practical feedback from tool development supporting the data model for import/export. All feedback comments are used for model improvement (ENG/INFRA schema) to ensure applicability for implementation. • Check of ATO schema against actual ATO configuration data (i.e. Segment Profiles) All relevant data model schemata have been commented on within Polarion (or by PDF comments). |
| 0.3 | 31.08.23 | Correction release based on all comments of previous release. In addition, more clarification is given in the <i>SPT2TS/TCCS SD1 - Data Model/TCCS SD1 - Introduction to Data Model : 712601</i> document regarding the structure and linking of data model schemas, identification and referencing (between data model parts and between instances). The  SPT2TS-2040 - CCS/TMS Extended ERA Ontology (CCS/TMS Data Model) version 0.3 contains the following set of documents:   CCS/TMS Data Model - Scope and Approach for Collaboration and Specification: updated i.e. regarding top-down / bottom-up development process   TCCS SD1 - Data Model_00_Release Notes: this document   TCCS SD1 - Data | The release was used for SP Steering Group information in Sep 23, which led to an official sharing of the data model to Innovation Pillar for specification and demonstration purposes. In addition, the release was shared and discussed with ERA to clarify the connection to ERA vocabulary. |

| Data Model Version | Release Date | Release Notes | Publish and Review |
|--------------------|--------------|--|---|
| | | <p>Model_01_Introduction: more details regarding modelling language, structure, linking, identification</p> <p> TCCS SD1 - Data</p> <p>Model_02_Schema : error corrections</p> <p> TCCS SD1 - Data</p> <p>Model_10_INFRA : processed feedback from model usage and review</p> <p> TCCS SD1 - Data Model_11_ATO: processed feedback from model usage and review)</p> <p> TCCS SD1 - Data Model_11_ENG: processed feedback from model usage and review</p> <p> TCCS SD1 - Data Model_11_TP: processed feedback from model review</p> <p>In addition to the documentation, the data model for implementation in the formats JSON, XML and the JSON Schema will be published.</p> <p>The following use cases are in the focus of this release regarding test case scenarios (e.g. in collaboration with Innovation Pillar)</p> <ul style="list-style-type: none"> - ETCS/Balise Engineering - ATO Engineering | |
| 0.4 | 22.12.2023 | <p>The  SPT2TS-2040 - CCS/TMS Extended ERA Ontology (CCS/TMS Data Model) is now extended with Data Model for CCS - TMS Interface (SCI-OP) and semantic linking for ERA. In addition, corrections based on all comments of the previous release were performed.</p> <p>The  SPT2TS-2040 - CCS/TMS Extended ERA Ontology (CCS/TMS Data Model) version 0.4 contains the following set of documents:</p> <p><i>SPT2TS/30 SD1 Deliverables/TCCS SD1 - Scope and Approach for Collaboration and Specification : 712601</i>: processed feedback from model review</p> <p><i>SPT2TS/TCCS SD1 - Data Model/TCCS SD1 - Data Model_00_Release Notes : 712601</i>:this document</p> <p><i>SPT2TS/TCCS SD1 - Data Model/TCCS SD1 - Introduction to Data Model : 712601</i>: processed feedback from model review</p> <p><i>SPT2TS/TCCS SD1 - Data Model/TCCS SD1 - Data Model_02_Schema : 712601</i>: processed feedback from model review</p> <p><i>SPT2TS/TCCS SD1 - Data Model/TCCS SD1 - Data Model_INFRA : 712601</i>: processed feedback from model usage and review; added ERA Linking</p> | <p>Besides the release of documents (Polarion and PDF in SP Open Share), the automatically created data model files (json, xml/xsd,..) are provided for further review and usage within specification and demonstration.</p> <p>Links to SP Open Share:</p> <ul style="list-style-type: none"> • Data Model Files (json) • JSON Schemata • UML diagrams / UML pdf version • XSD Files <p>In addition, based on the alignment process started with ERA, a semantic version (TTL files) of  SPT2TS-2040 - CCS/TMS Extended ERA Ontology (CCS/TMS Data Model) is provided for this release, including linking to ERA vocabulary:</p> <ul style="list-style-type: none"> • CCS TMS Data Model Semantic (ttl) |

| Data Model Version | Release Date | Release Notes | Publish and Review |
|--------------------|--------------|--|--|
| | | <p><i>SPT2TS/TCCS SD1 - Data Model/TCCS SD1 - Data Model_ATO : 712601:</i> processed feedback from model usage and review</p> <p><i>SPT2TS/TCCS SD1 - Data Model/TCCS SD1 - Data Model_ENG : 712601:</i> processed feedback from practical model usage, comparison against other engineering model, and review; added Fouling Point and other details required for engineering phase.</p> <p><i>SPT2TS/TCCS SD1 - Data Model/TCCS SD1 - Data Model_11_TP : 712601:</i> processed feedback from model review ; added Field Object Controller with first details as required by first demonstrators</p> <p><i>SPT2TS/TCCS SD1 - Data Model/TCCS SD1 - Data Model_11_OPP : 712601 :</i> new schema to cover needs of CCS-TMS interface. The current state is aligned with Concept_Interface_TMS_CCS_V1_2 and will be further developed in collaboration with TMS (and Traffic CS) in 2024</p> <p><i>SPT2TS/TCCS SD1 - Data Model/TCCS SD1 - Data Model_11_MAP : 712601:</i> Map data model (coordinates) has been extracted out of INFRA as a new domain.</p> <p>Not included: the connection to the diagnostic data model as developed by the responsible taskforce has not been included yet due to needed alignment with other model parts. The plan is to include it in the next release.</p> | The model will further evolve during the further collaboration with ERA. |
| 0.4.1 | 04.04.2024 | <p>This is a minor release of the  SPT2TS-2040 - CCS/TMS Extended ERA Ontology (CCS/TMS Data Model) with an update of the data model for CCS - TMS Interface as well as further improvements based on inputs from Innovation Pillar FA2 Demonstrators.</p> <p>Updated documents: <i>SPT2TS/TCCS SD1 - Data Model/TCCS SD1 - Data Model_INFRA : 712601:</i> integrated feedback from IP FA2 Moving Block Demonstrator <i>SPT2TS/TCCS SD1 - Data Model/TCCS SD1 - Data Model_ATO : 712601:</i> minor changes to the data model <i>SPT2TS/TCCS SD1 - Data Model/TCCS SD1 - Data Model_ENG : 712601:</i> Replace mileage by Km-Signs. <i>SPT2TS/TCCS SD1 - Data Model/TCCS SD1 - Data Model_11_TP : 712601:</i></p> | <p>Besides the release of documents (Polarion and PDF in SP Open Share), the automatically created data model files (json, xml/xsd,..) are provided for further review and usage within specifications and demonstrators (IP FA1, FA2, FA3, FA5, and FA6).</p> <p>Links to SP Open Share for XML, UML, JSON, and PlantUML exports: results</p> |

| Data Model Version | Release Date | Release Notes | Publish and Review |
|--------------------|--------------|--|---|
| | | <p>integrated feedback from IP FA2 Moving Block Demonstrator</p> <p><i>SPT2TS/TCCS SD1 - Data Model/TCCS SD1 - Data Model_11_OPP : 712601</i> : integrated feedback from Task 3 CMS/TMS and added upstream data model objects.</p> | |
| 0.4.2 | 28.06.2024 | <p>This is a minor release of the  SPT2TS-2040 - CCS/TMS Extended ERA Ontology (CCS/TMS Data Model) with following changes:</p> <p><i>SPT2TS/TCCS SD1 - Data Model/TCCS SD1 - Data Model_11_OPP : 712601</i> : integrated feedback from Task 3 CMS/TMS and IP FA2 Moving Block Demonstrator</p> <p><i>SPT2TS/TCCS SD1 - Data Model/TCCS SD1 - Data Model_11_TP : 712601</i>: integrated feedback from IP FA2 Moving Block Demonstrator</p> <p>Amended certain naming conventions in the data model to make the data model compatible for ERA integration.</p> | <p>Besides the release of documents (Polarion and PDF in SP Open Share), the automatically created data model files (json, xml/xsd,..) are provided for further review and usage within specifications and demonstrators (IP FA1, FA2, FA3, FA5, and FA6). In addition the ontology version for ERA integration is published.</p> <p>Links to SP Open Share for Ontology, XML, UML, JSON, and PlantUML exports: https://eeigertms.sharepoint.com/sites/SPOpenShare/Gedeelde%20documenten/Forms/AllItems.aspx?FolderCTID=0x0120009759543C5D980E4786FE7B845BBBAF5A&id=%2Fsites%2FSPOpenShare%2FGedeelde%20documenten%2FGeneral%2F24%2D06%2D28%20TCCS%20CCS%20TMS%20Data%20Model%20v0%2E4%2E2&viewid=7d2094bc%2D4ed7%2D4bd4%2D8055%2Dcda6a753bac3</p> |
| 1.0 | 04.09.2024 | <p>Final release of CCS/TMS Data Model for remit period SC2.3</p> <ul style="list-style-type: none"> • Improvements based on Innovation Pillar demonstrator feedback • Alignment with domains and already defined interfaces - including feedback from domain approval • Improvements after Mirror Group Approval • added schema <i>SPT2TS/TCCS SD1 - Data Model/TCCS SD1 - Data Model_20_Equipment : 712601</i>, imported from already approved Equipment Model from EULYNX (partial transfer based on needs, to be extended by other aspects according user needs during next remit period, i.e. for OC configuration and diagnosis) | <p>As usual, all model files are created for this release. The files are published on ERJU GitHub and Polarion.</p> |
| 1.1 | | | |

| Data Model Version | Release Date | Release Notes | Publish and Review |
|--------------------|--------------|--|---|
| | 21.03.2025 | <p>Minor release of the CCS/TMS Data Model in framework of remit SC2.4</p> <ul style="list-style-type: none"> • First data model release that is aligned with ERA Ontology Extension, see extended-era-ontology Includes naming changes to all domains keeping the naming consistent with ERA Vocabulary. • New Domain On-Board Infrastructure (OI) has been introduced. OI now the static on-board infrastructure data needs for systems like Perception, ASTP, ATO, etc. • Includes updates data model classes in TP and OI domain based on needs coming Innovation Pillar | <p>As usual, all model files are created for this release. The files are published on ERJU GitHub:</p> <ul style="list-style-type: none"> • ERA Ontology CCS/TMS Extension: https://gitlab.com/era-europa-eu/public/interoperable-data-programme/era-ontology/era-ontology/-/tree/ext-ccstms?ref_type=heads • Derived Data Model: https://github.com/StructLab/CCSTMS-Data-Model (and Polarion  CCS/TMS Data Model) |
| 1.1.1 | 23.05.2025 | <p>Minor release of the CCS/TMS Data Model in framework of remit SC2.4.</p> <ul style="list-style-type: none"> • Includes naming changes to all domains keeping the naming consistent with ERA Vocabulary. • Includes updates data model classes in TP and OI domain based on needs coming Innovation Pillar | <p>As usual, all model files are created for this release. The files are published on ERJU GitHub:</p> <ul style="list-style-type: none"> • ERA Ontology CCS/TMS Extension: https://gitlab.com/era-europa-eu/public/interoperable-data-programme/era-ontology/era-ontology/-/tree/ext-ccstms?ref_type=heads • Derived Data Model: https://github.com/StructLab/CCSTMS-Data-Model (and Polarion  CCS/TMS Data Model) |
| 1.3 | 15.08.2025 | <p>Final release of CCS/TMS Data Model for remit period SC2.4.</p> <ul style="list-style-type: none"> • Includes minor changes to TP, MAP, OPP, INFRA Domain. • Includes new down I-PREP to depict data model structure for the configuration data required by CCS Systems like ETPS, ATO-TS, PE, and TMS. | <p>As usual, all model files are created for this release. The files are published on ERJU GitHub:</p> <ul style="list-style-type: none"> • ERA Ontology CCS/TMS Extension: https://gitlab.com/era-europa-eu/public/interoperable-data-programme/era-ontology/era-ontology/-/tree/ext-ccstms?ref_type=heads • Derived Data Model: https://gitlab.com/era-europa-eu/public/interoperable-data-programme/era-ontology/era-ontology/-/tree/ext-ccstms/releases/v1.3?ref_type=heads (and Polarion  CCS/TMS Data Model) |

[ Open]

6 Structure of CCS/TMS Model

SPT2TS-122470 - The CCS/TMS data model follows a compositional tree structure, wherein the root of the model is a composition of several packages that constitute the CCS/TMS data model (e.g., Infrastructure, Restrictions, Rolling Stock, etc.), as shown in the figure below. Every package can be divided into sub-packages (e.g., TopologyArea, GeometryArea, etc.) depending on its needs. The figure below depicts the CCS/TMS model structure with the current included content:

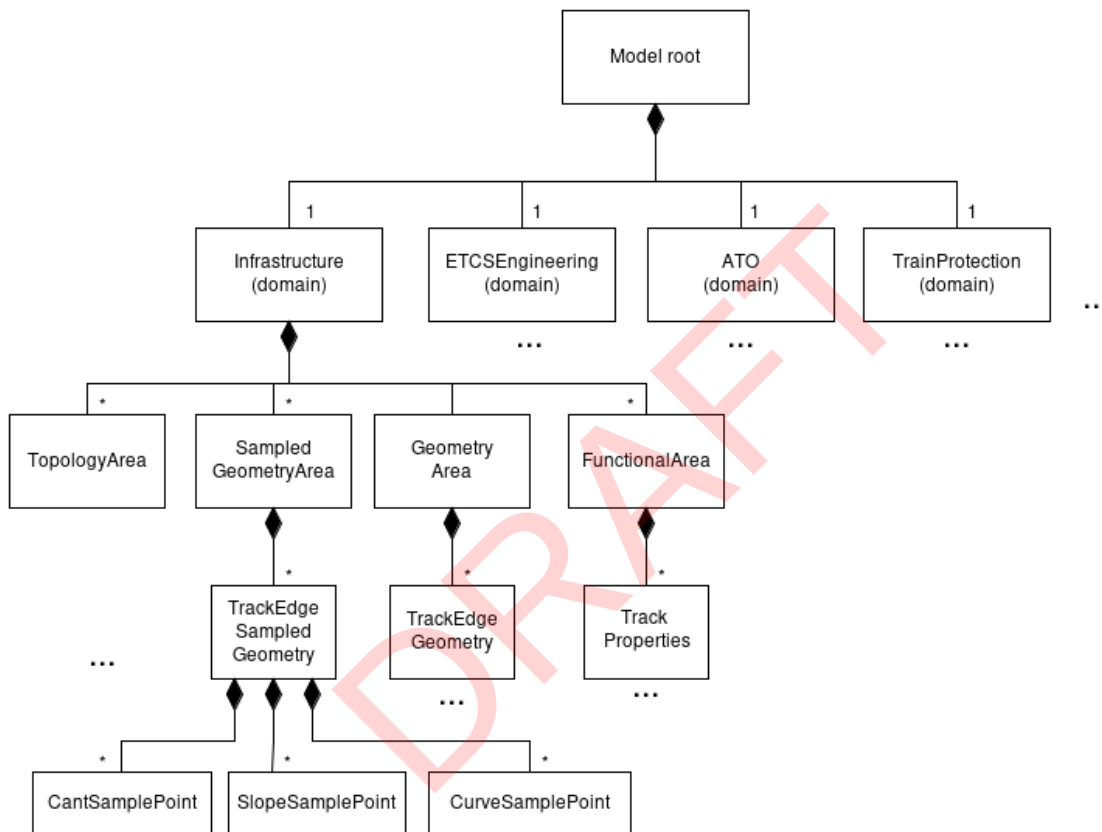




Figure 3 Overview of a compositional tree in data model.

[ Content to be approved]

Rationale for compositional tree:  SPT2TS-123593 - Discussion regarding selected model structure

SPT2TS-122471 - Constructing model packages should avoid cyclic dependencies, so the packages build a layer-hierarchy: upper layer-packages use (refer to) classes and enumerations specified in lower-layers-packages. The referencing is done via the point notation: `PackageId.class` or `PackageId.enumeration`. E.g. a `DangerPoint` in package `Engineering` refers to the `TrackEdgePoint` struct defined in package `Infrastructure`:


```
{
  "name": "DangerPoint",
  "attrs": [
    { "intId": 1, "name": "id", "dataType": "string", "key": "local"},
    { "intId": 2, "name": "name", "dataType": "string" },
  ]
}
```

```
{ "intId": 3, "name": "trackEdgePoint", "composition": "infra.TrackEdgePoint" }
]
```

} [🔒 Content to be approved]

Regarding more details and discussions it is referred to *SPT2TS/TCCS SD1 - Data Model/TCCS SD1 - Introduction to Data Model : 712601*.

7 Application of the Data Model

This chapter gives guidance how to identify and reference objects as instances of the  SPT2TS-2040 - CCS/TMS Extended ERA Ontology (CCS/TMS Data Model). After describing the general referencing/identification principles, the referencing between objects that carry information from different packages is explained.

Regarding the underlying discussions it is referred to *SPT2TS/TCCS SD1 - Data Model/TCCS SD1 - Introduction to Data Model : 712601*

7.1 Identification & Referencing Objects

SPT2TS-122473 - Recommendation: Instead of referencing objects via data management containers (document in XML, table in SQL database, namespace in a single OPC-UA-Server) the referencing is done via the data model itself by providing the object-position inside of the objects-tree defined by composition relations:

trackEdge="/infra/topoArea[area51]/trackEdges[edge21]"

Besides an absolute path the object position can be also referred in relative way (e.g. "trackEdges[edge21]" only) if it is still unambiguous due to pointing within the same area.

All the aspects in the address are parts of the data model itself and are agnostic to the data management technology:

```
{
  "prefix": "infra",
  "intId": 1,
  "structs": [
    {
      "name": "infrastructure", "moduleContainer": true,
      "attrs": [{"name": "topoAreas", "composition": "TopoArea", "intId": 2, "multiplicity": "*", ...}]
    },
    {
      "name": "TopoArea",
      "attrs": [{"name": "trackEdges", "composition": "TrackEdge", "intId": 3, "multiplicity": "*", ...}]
    }
  ]
}
```

Having a layered and flexible model structure requires fine-grained objects with MANY references. It is assumed, that references would consume a considerable amount of the bandwidth. To reduce them a compact reference representation is proposed, where the attribute-names are replaced by integer-IDs also specified inside of the data model in "intId"-attributes:

trackEdge="/1/2[area51]/3[edge21]"

The last open question is: "how to select an object from the array-attribute?"

Here we follow the XPath approach - it can be selected by one of two possibilities:

- By a zero-based-index: /1/2[#32]/3[#211]
- By the key-attribute-value: /1/2[area51]/3[edge21]. In this case the class to be selected must have one attribute marked as "key": true. Normally it is an "id"-attribute of type string. To allow separation of index-based vs. key-based referencing, the keys must not start with '#'-character.

Both methods are applicable. For clear separation by the parser the '#' should only be used vor index based referenced and are forbidden in key values. In addition, the slash '/' is not allowed in references or keys, to allow separation of absolute paths from relative object positions or other ways of referencing (like GUID), which are also supported by the model, but not recommended due to the reasons mentioned

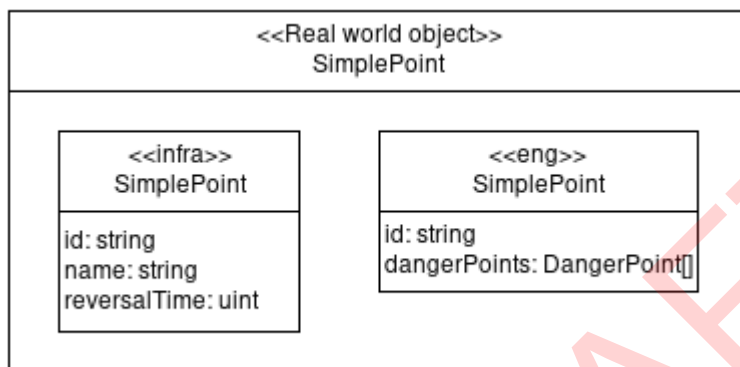
above.

[🗑 Deleted]

7.2 Referencing between split objects

SPT2TS-122469 - The data model is structured in packages/layers covering specific aspects of the reality. In this situation one real-world-object is splitted in several data-objects representing various aspects of it, e. g.

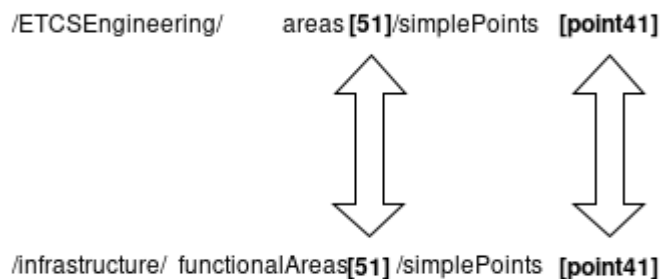
- There is a "real-world-object" SimplePoint,
- Infra-package defines a functional data-object infra.SimplePoint covering name and transversal time important for operations,
- Engineering-package defines also a data-object eng.SimplePoint, adding danger-points to it, important for interlocking programming.



A typical Use-Case for a reading application is to combine several aspects of the physical object in memory. For this purpose it would need to retrieve several data-objects from the data storage and **link** them together. [🗑 Content to be approved]

SPT2TS-122476 - Splitted objects are linked to each other by **double-link-id-notation**. In case of the double-link-id-convention the real-world-object can be split in many parts and be constructed very effectively, as the reading application can deduce other parts from the current data-object automatically, e.g. knowing the reference to eng.SimplePoint it is easy to construct a reference to infra.SimplePoint: /ETCSEngineering/areas[51]/simplePoints[point41] -> /infrastructure/functionalAreas[51]/simplePoints[point41]

The same is valid for the opposite direction:



This kind of dependencies are annotated in the model inside of key-attributes (here is a simplified notation from two different packages), e.g.


```
[
{
  "name": "infra.SimplePoint",
  "attrs": [
    { "name": "id", "dataType": "string", "key": "global", "sameKeyAs": "eng.SimplePoint" }
  ],
},
{
  "name": "eng.SimplePoint",
  "attrs": [
    { "name": "id", "dataType": "string", "key": "global", "sameKeyAs": "infra.SimplePoint" }
  ]
}
]
```

The "sameKeyAs"-dependency is transitive: a developer can follow the dependency-chain to identify all aspects of a real-world-object inside of the data-model. [🔒 Content to be approved]

8 Modelling Methodology

SPT2TS-2043 - To provide a model that is unambiguous and very close to implementation, the SD1 decided to use a formal, textual specification including meta-information such as semantics and linking to source data models. Based on the experiences in former modelling or implementation projects, a JSON notation has been selected and described as schema *SPT2TS/SD1 Operational Analysis/TCCS SD1 - Data Model Schema : 712601*. The data model itself is explained and documented in *SPT2TS/SD1 Operational Analysis/TCCS SD1 - Data Model : 712601*. The definitions of this document are automatically exported into technical schema files (e.g. XML/XSD, json,...) that can be used for the first implementation, demonstration and testing purposes to support a high grade of maturity even in early development stages. [🔒 Content to be approved]

The following excerpt from *SPT2TS/SD1 Operational Analysis/TCCS SD1 - Data Model : 712601* gives an impression of the chosen JSON notation (Example: Topology):

SPT2TS-1697 - Formal specification "Topology":

```
{
  "structs": [
    {
      "name": "TrackEdge",
      "info": "A track edge is an uninterrupted stretch of railway track, without divergence or convergence.",
      "belongsToSubPackage": "topology",
      "see": "http://ontorail.org/rsm12/Common/Topology/LinearElementWithLength",
      "attrs": [
        { "intId": 1, "name": "id", "dataType": "string", "key": true, "info": "Identity of the track edge, needed for referencing"},
        { "intId": 2, "name": "name", "dataType": "string", "info": "User-friendly name. Empty string, if equal to the id"},
        { "intId": 3, "name": "length", "dataType": "uint32", "units": "m", "exp": -3, "info": "Distance along the TrackEdge's 3D-alignment. Use zero if not defined." }
      ]
    },
    {
      "name": "TrackEdgeLink",
      "info": "Defines a relation between two track edges along which a train can run.",
      "see": "http://ontorail.org/rsm12/Common/Topology/PositionedRelation",
      "belongsToSubPackage": "topology",
    }
  ]
}
```



```

"attrs": [
{ "intId": 1, "name": "id", "dataType": "string", "key": true, "info": "Identity for referencing, e.g. by points and crossings"},
{ "intId": 2, "name": "trackEdgeA", "reference": "TrackEdge", "info": "Connects to track edge A"},
{ "intId": 3, "name": "trackEdgeB", "reference": "TrackEdge", "info": "Connects to track edge B"},
{ "intId": 4, "name": "startOnA", "dataType": "boolean", "info": "True when linked to the start of track edge A, false when to the end"},
{ "intId": 5, "name": "startOnB", "dataType": "boolean", "info": "True when linked to the start of track edge B, false when to the end"}
],
{
"name": "TopoArea",
"info": "Defines a container for rail network topology",
"belongsToSubPackage": "topology",
"attrs": [
{ "intId": 1, "name": "id", "dataType": "string", "key": true},
{ "intId": 2, "name": "trackEdges", "composition": "TrackEdge", "multiplicity": "0..*", "sorted": true},
{ "intId": 3, "name": "trackEdgeLinks", "composition": "TrackEdgeLink", "multiplicity": "0..*", "sorted": true}
]
}]
} [🗑 Deleted ]

```

SPT2TS-2044 - The formal representation also allows automatic transformation into specific schemata for different applications (protobuf, xml/xsd, or further development/documentation (e.g. UML). The tools for transformations and resulting schemata will be provided as part of the next releases. [🔧🗑 Content to be approved]

SPT2TS-1657 - The model is primarily documented, versioned and stored in Polarion. The model is exported with each release and parsed into the mentioned data schemata. These schemata allow unambiguous standardisation and fast integration into development tools or demonstrators with test data, i.e. Innovation Pillar. This practical usage of the model creates a short feedback loop so that a high level of maturity is quickly attained.

In addition, a translation into UML (e.g. plantUML, XMI) can be used for overall model visualisation, which is automatically created and always consistent with the model itself. The bridge to Capella (if available to Polarion) will be used to achieve a synchronised model view with the System Pillar architecture and all other domain stakeholders working with Capella.

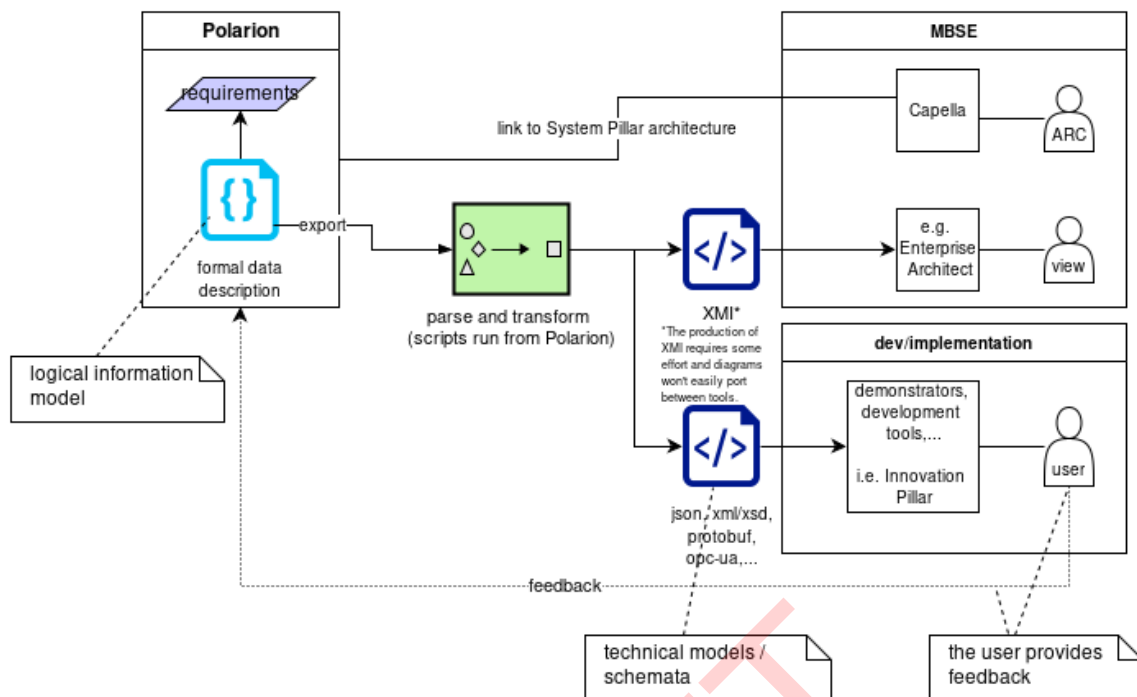


Figure 4: Handling the data model. The data model is a formal description of the object types and their relations. The ensuing technical information models are the schemata for transporting actual data over-the-wire or as files.

[🔒 Content to be approved]